



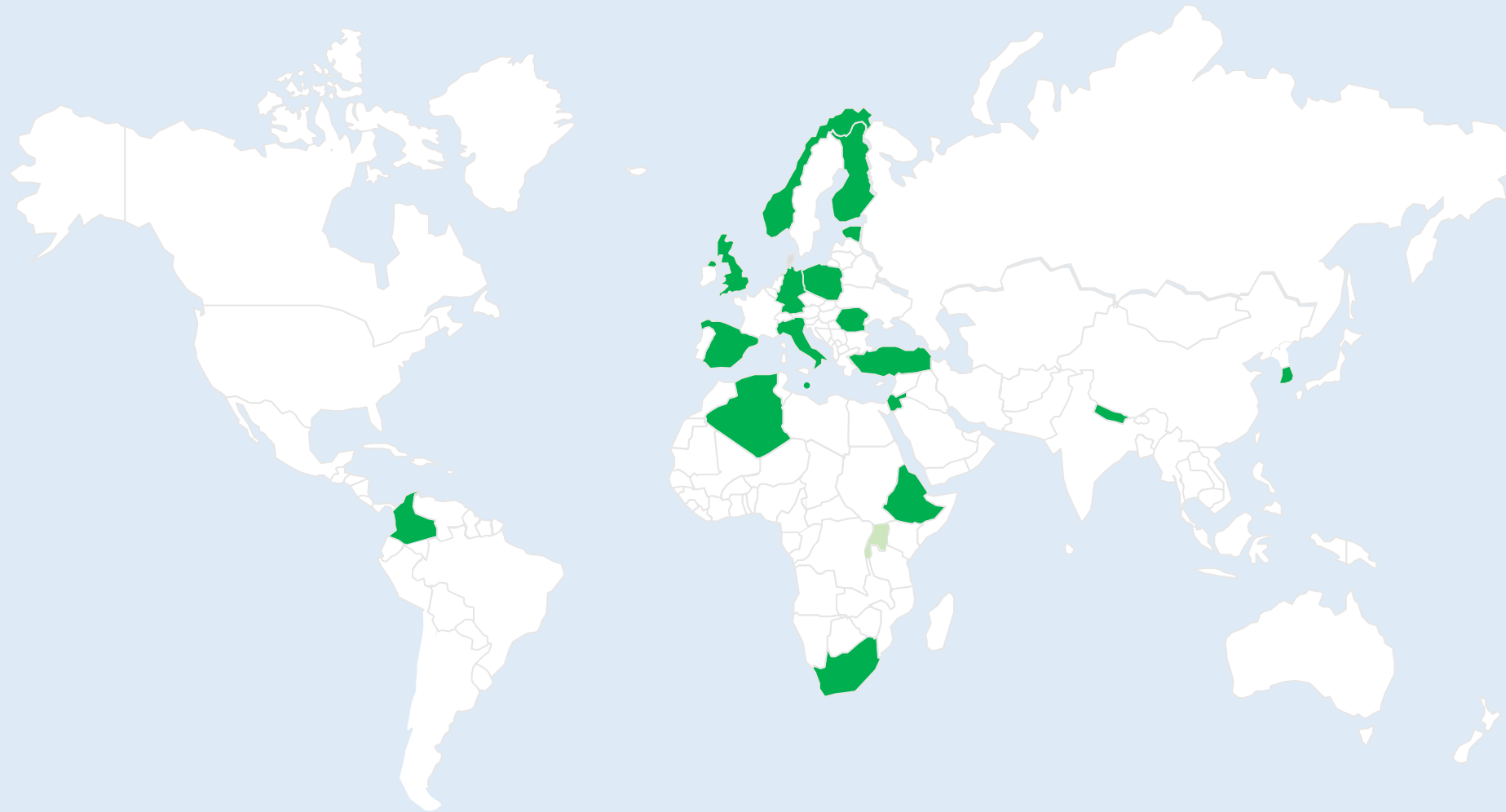
# **A comparison of children's well-being at school in 18 countries**

Gwyther Rees  
Research Director – Children's Worlds  
University of York, UK

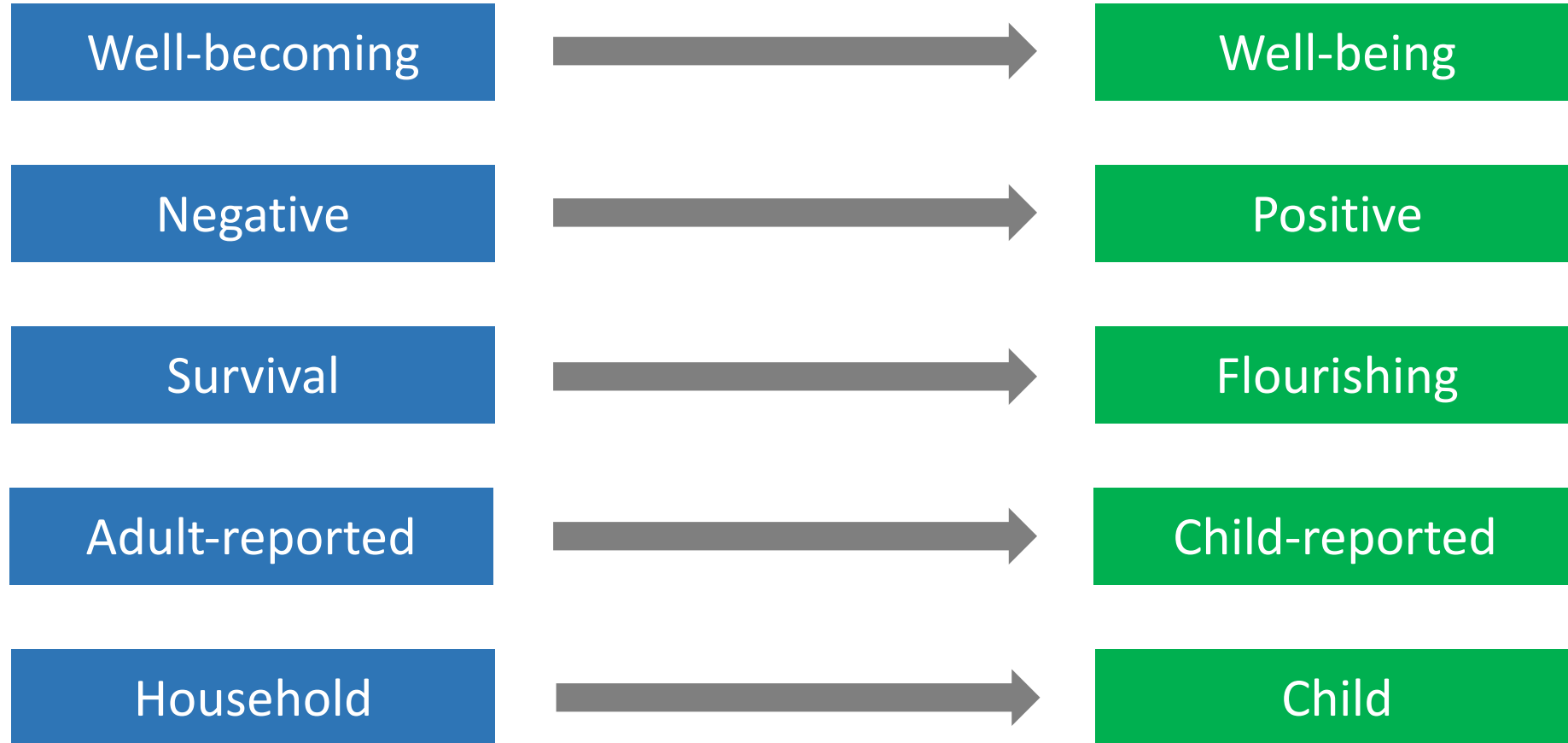
# The Children's Worlds survey

- A large-scale international study of children's lives and well-being
- Initiated in 2009
- Fills a major evidence gap
- Wave 2 of the study (2013 to 2016) funded by the Jacobs Foundation
- Over 61,000 children aged 8 to 12 in a diverse range of 18 countries across four continents
- Wave 3 (2017-2019) has just started – over 40 countries participating

# Countries participating in Wave 2



# Rationale



# Stages

**2010-2011  
Pilots**

*Pilot 1*  
Brazil  
England  
Germany  
Honduras  
Israel  
Spain

*Pilot 2*  
Germany  
Romania  
South Africa  
Spain  
Turkey

**2012  
Wave 1**

Algeria  
Brazil  
Canada  
Chile  
England  
Israel  
Nepal

Romania  
Rwanda  
S Africa  
S Korea  
Spain  
Uganda  
US

**2013-2016  
Wave 2**

Algeria  
Colombia  
Estonia  
Ethiopia  
Finland  
Germany  
Israel  
Italy  
Malta

Nepal  
Norway  
Poland  
Romania  
S Africa  
S Korea  
Spain  
Turkey  
UK

# Sampling

## Representative schools-based



## Final sample



Data sets freely available to researchers

# Topics

Home and family/others

Money and things

Friends and other people

Local area

Overall well-being

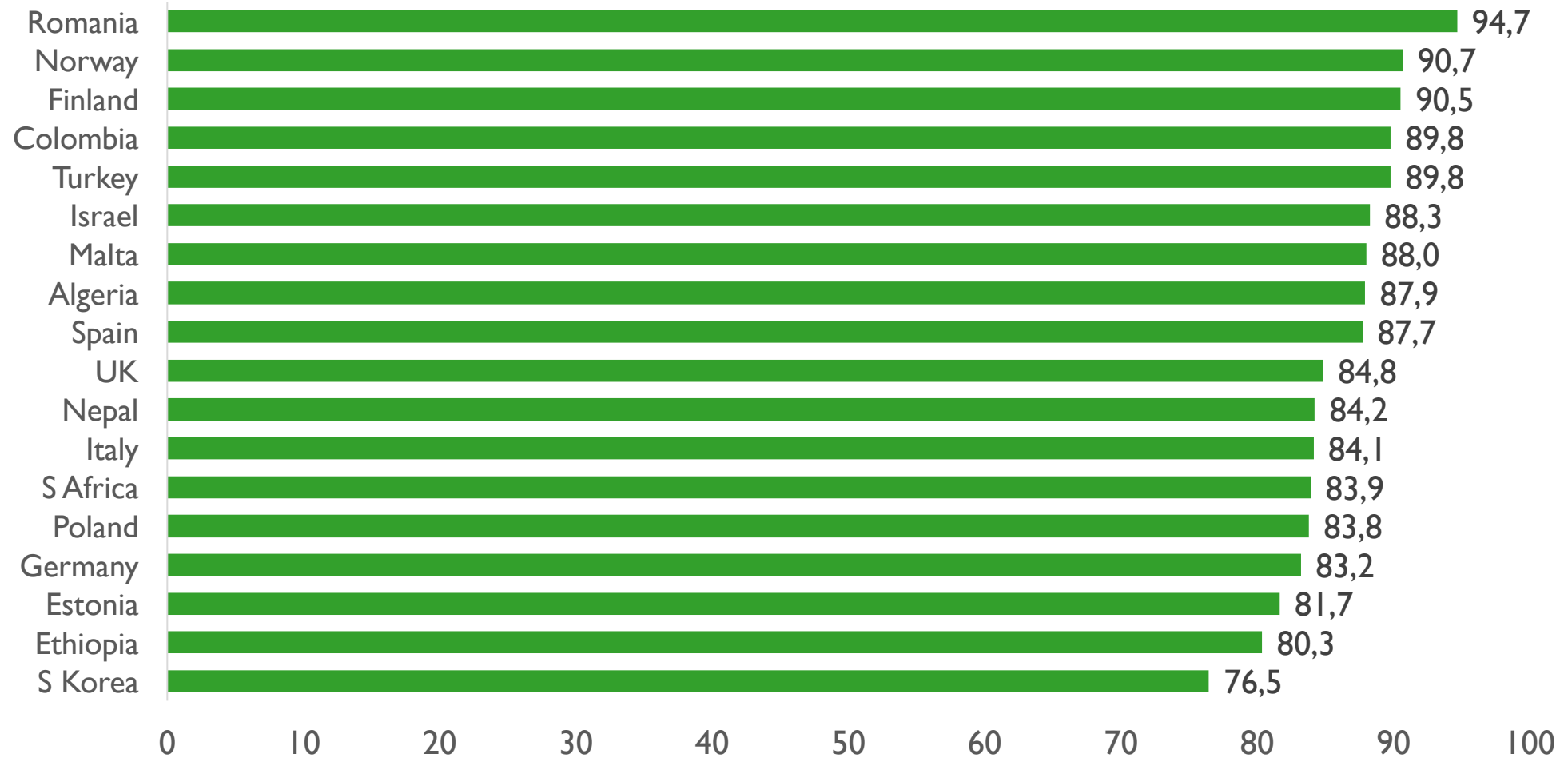
School

Time use

Self

Rights

# Life satisfaction at 10 and 12 years old





# Questions about school

## Satisfaction questions

- Life as a student
- School experience
- Classmates
- Teachers
- Things learned
- School marks

11-point response scale from:

0 = Not at all satisfied

10 = Totally satisfied

## Agreement questions

- I like going to school
- My teachers treat me fairly
- My teachers listen to me and take me seriously
- I feel safe at school

5-point scale from 'Not at all agree' to 'Totally agree'

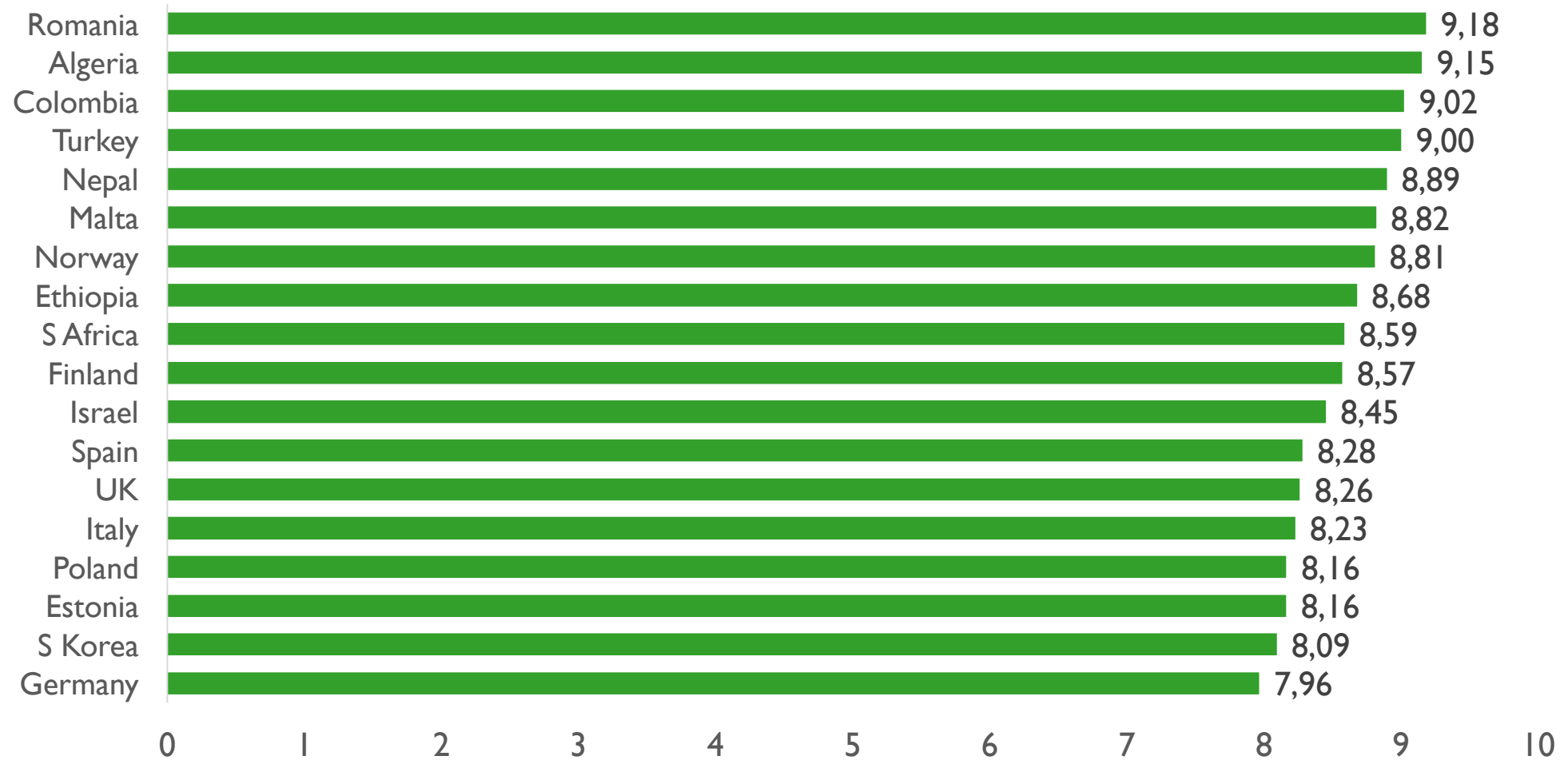
## Frequency questions (in past month)

- Hit by other children at school
- Left out by classmates

4-point scale from 'Never' to 'More than three times'

# Satisfaction with school

(mean of 'life as a student' and 'school experience')



# Satisfaction with different aspects of school

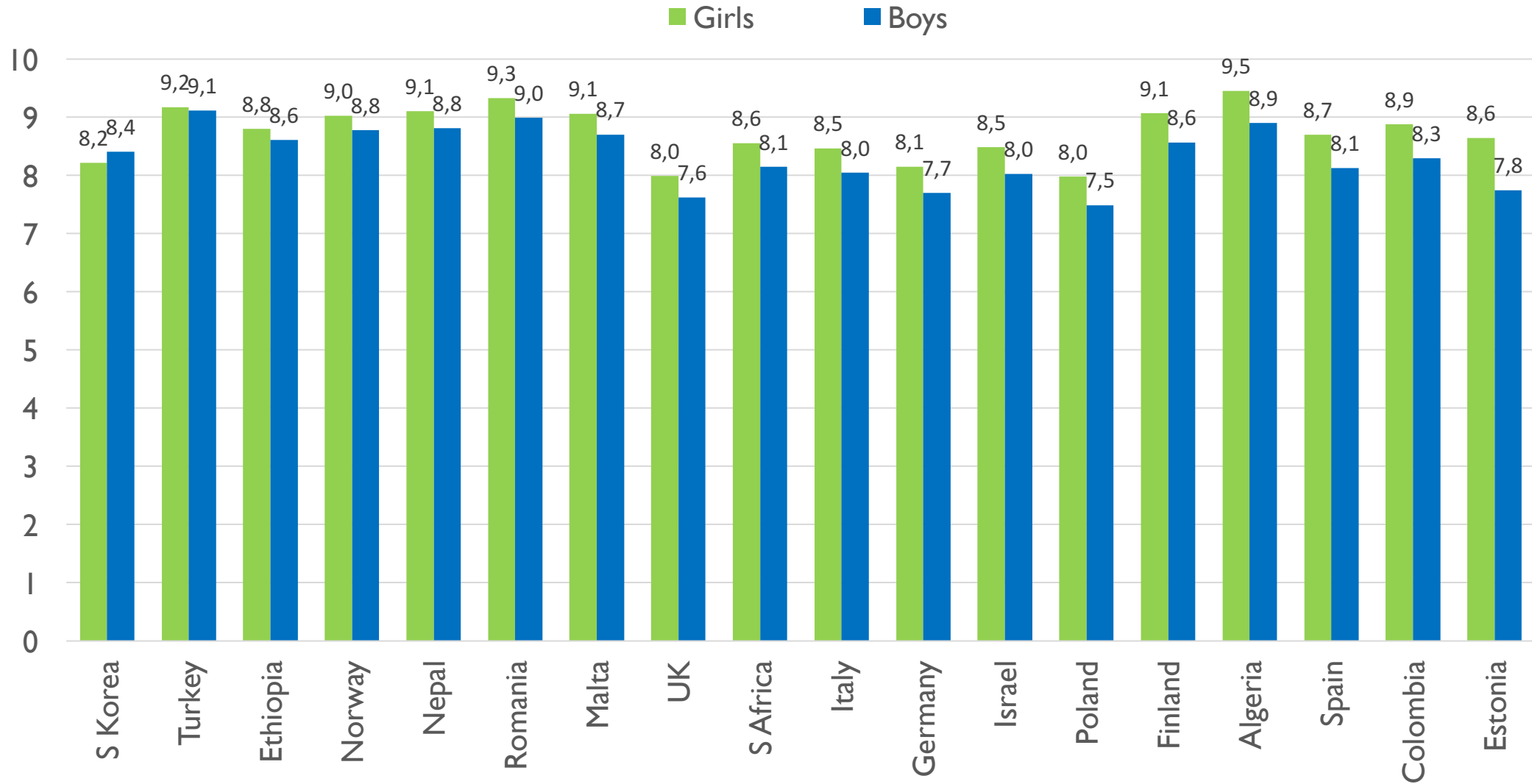
	Life as student	Experience	Classmates	Teachers	Learned	School marks
Nepal	9.00	8.82	8.31	8.96	9.12	8.74
Ethiopia	9.01	8.35	8.23	8.71	8.83	8.54
Algeria	9.32	8.98	8.12	9.16	9.41	8.59
S Africa	8.74	8.43	7.71	8.36	9.04	8.33
Colombia	9.16	8.90	8.13	8.60	9.32	8.39
Romania	9.30	9.08	8.59	9.15	9.47	8.71
Turkey	9.10	8.90	8.20	9.14	9.30	8.18
Israel	8.41	8.42	8.09	8.25	9.02	8.66
Malta	8.84	8.81	8.46	8.89	9.21	8.54
Spain	8.17	8.39	8.41	8.41	8.76	7.82
Italy	8.14	8.33	8.11	8.25	8.85	8.17
Poland	8.05	8.32	8.09	7.73	8.38	7.85
Estonia	8.09	8.24	7.78	8.18	8.58	7.82
Germany	7.94	7.99	7.78	7.93	8.48	7.48
UK	8.25	8.29	7.97	7.80	8.63	8.08
S Korea	8.02	8.17	8.06	8.31	8.17	7.07
Finland	8.58	8.58	8.44	8.83	8.75	8.50
Norway	8.74	8.88	8.74	8.92	8.93	8.67

# Satisfaction with aspects of school by gender

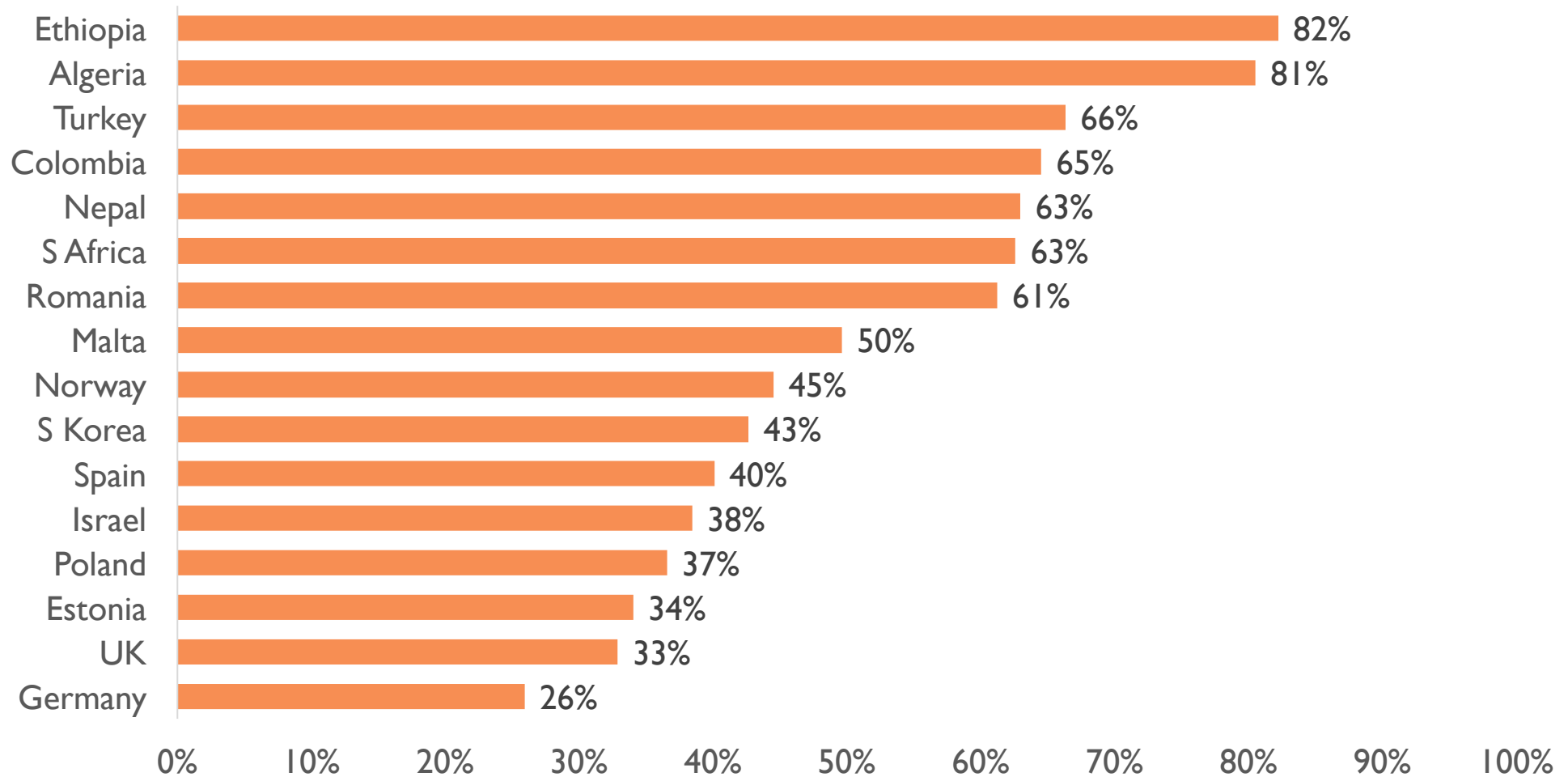
	Life as student	Experience	Classmates	Teachers	Learned	School marks
Nepal	G		G	G		G
Ethiopia						
Algeria	G	G		G	G	G
S Africa	G		B	G	G	
Colombia	G	G	B	G	G	G
Romania	G	G		G	G	G
Turkey			B			
Israel	G	G		G	G	
Malta	G		B	G		
Spain	G	G		G	G	G
Italy	G	G		G		
Poland	G			G	G	G
Estonia	G	G		G	G	G
Germany				G		
UK			B	G		
S Korea	B	B	B	B	B	B
Finland	G	G		G	G	G
Norway	G		B			

Key: G = Girls more satisfied than boys. B = Boys more satisfied than girls.

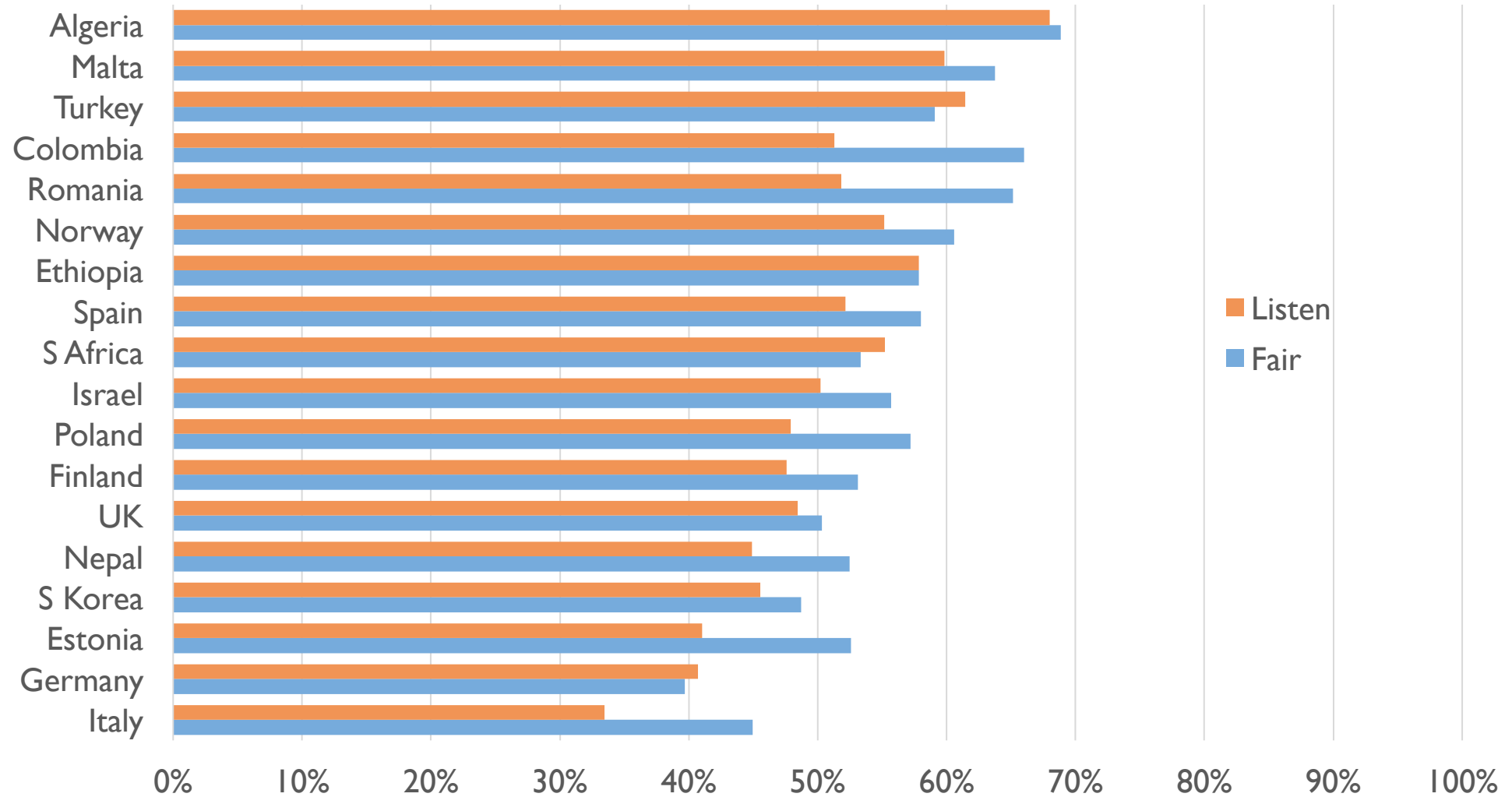
# Gender and satisfaction with teachers



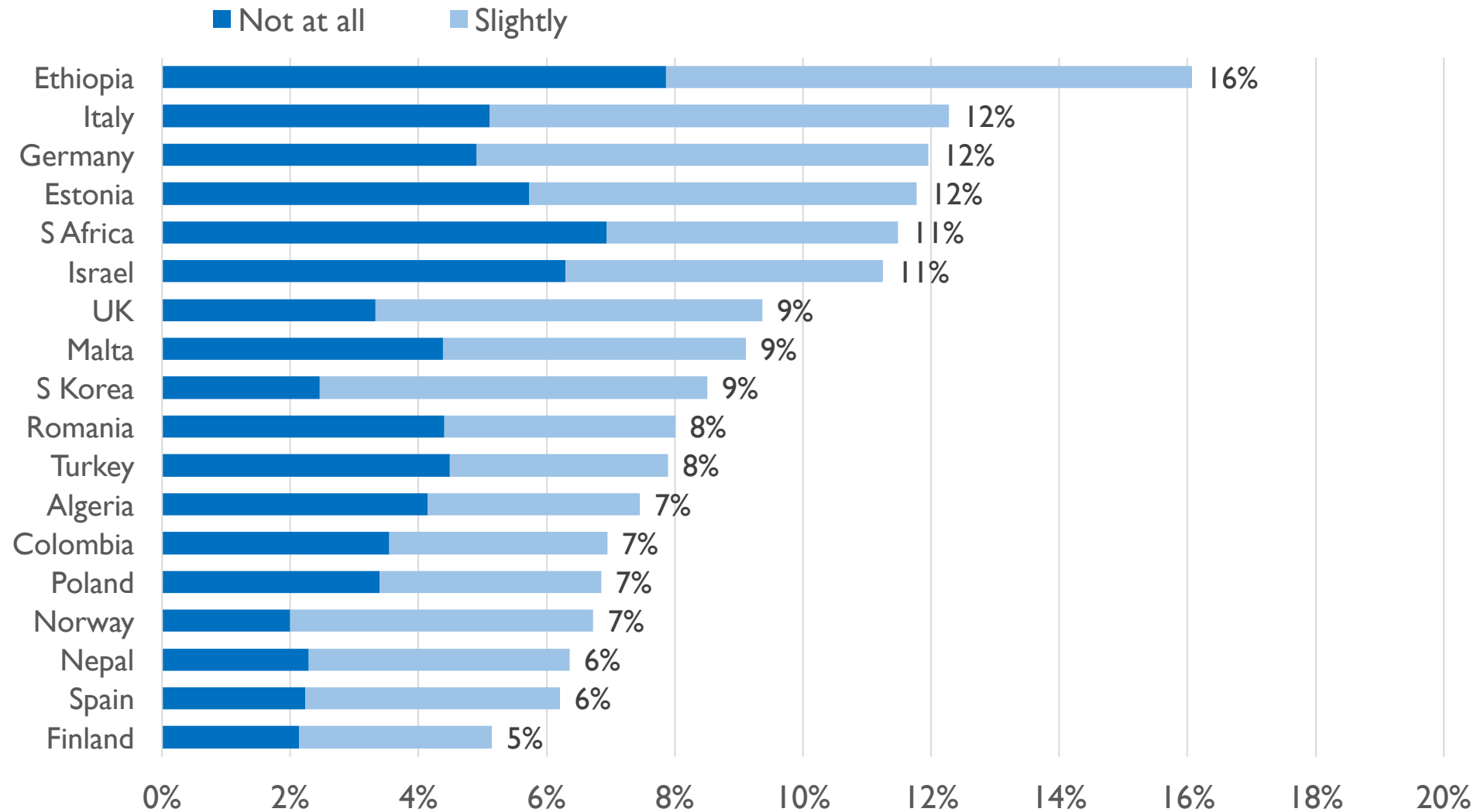
# 'I like going to school' - % totally agree



# Views of teachers - % totally agree



# 'I feel safe at school'





# School transitions in different countries between the age groups in the survey

## No transition

Colombia  
Ethiopia  
Israel  
Nepal  
Norway  
South Africa

## Between 8 and 10

Germany

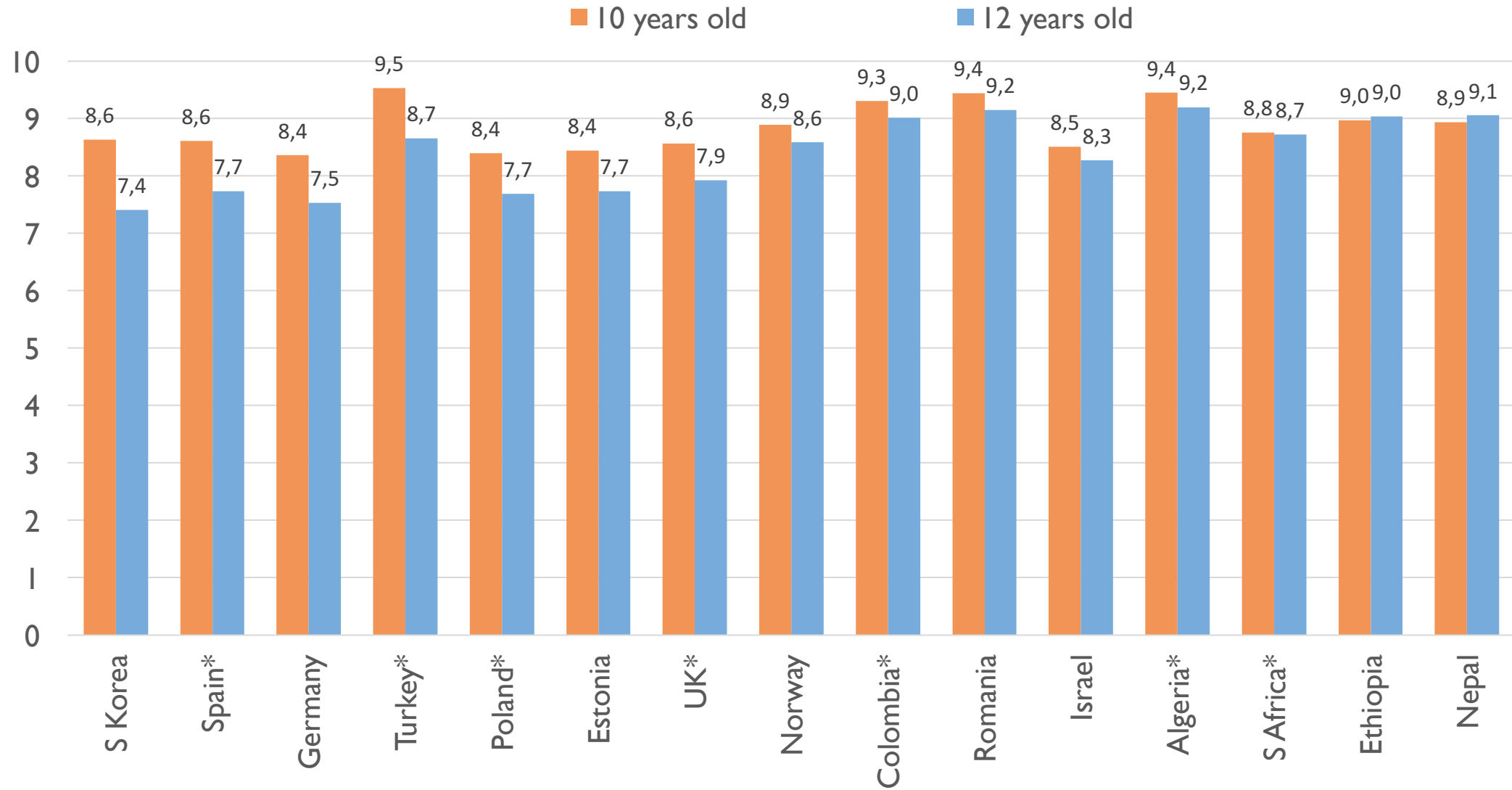
## Between 10 and 12

Algeria  
Malta  
Romania  
South Korea  
Spain  
Turkey  
UK

-----  
(Estonia)  
(Poland)

Note: I still need to check this slide and add Finland and Italy

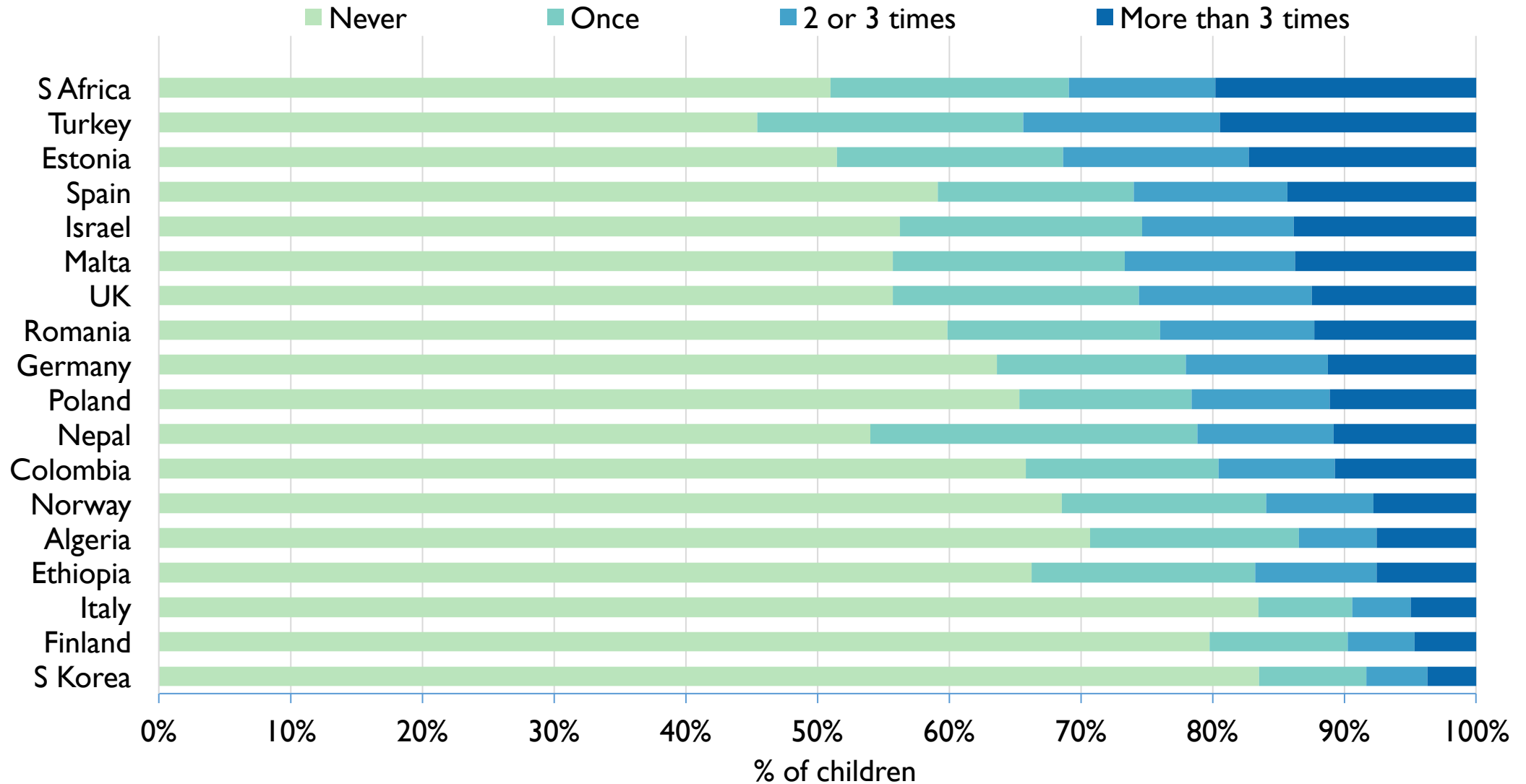
# Satisfaction with 'life as a student' by age



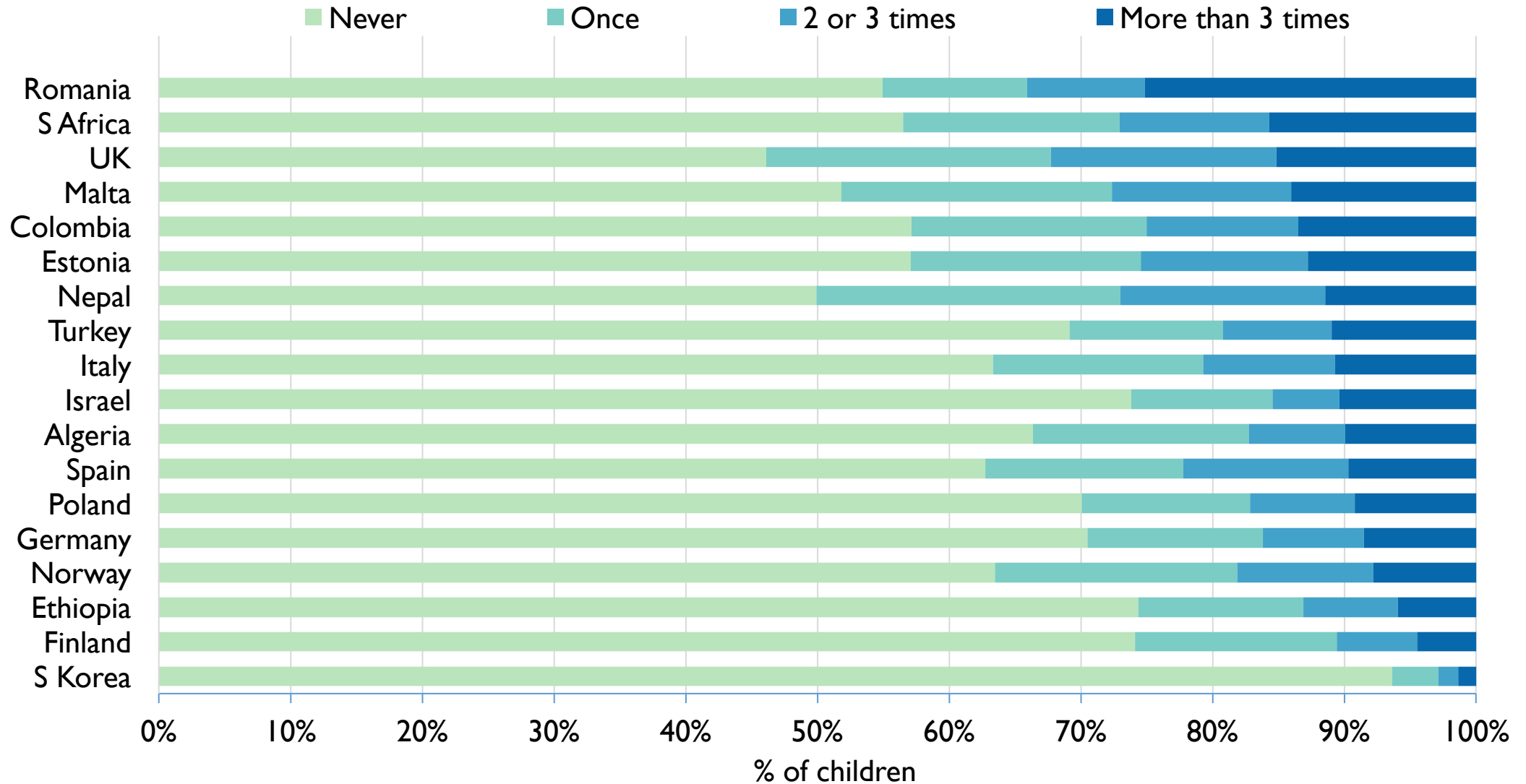
# 'I like going to school' - % who totally agree

	8 years old	10 years old	12 years old	Difference	Transition
Nepal	51%	63%	75%	+25%	None
Ethiopia	78%	83%	85%	+7%	None
Algeria	86%	81%	74%	-12%	10 to 12
S Korea	46%	49%	33%	-13%	10 to 12
Malta	59%	50%	40%	-19%	10 to 12
S Africa	74%	61%	53%	-22%	None
Turkey	76%	70%	54%	-22%	10 to 12
Israel	52%	35%	29%	-23%	None
Germany	36%	29%	13%	-23%	8 to 10
Colombia	76%	65%	52%	-24%	None
Norway	58%	42%	33%	-24%	None
Finland	47%	33%	23%	-25%	???
UK	47%	34%	18%	-29%	10 to 12
Italy	39%	24%	9%	-30%	???
Romania	74%	66%	43%	-31%	10 to 12
Spain	57%	39%	24%	-33%	10 to 12
Poland	57%	32%	21%	-36%	(10 to 12)
Estonia	57%	32%	13%	-43%	(10 to 12)

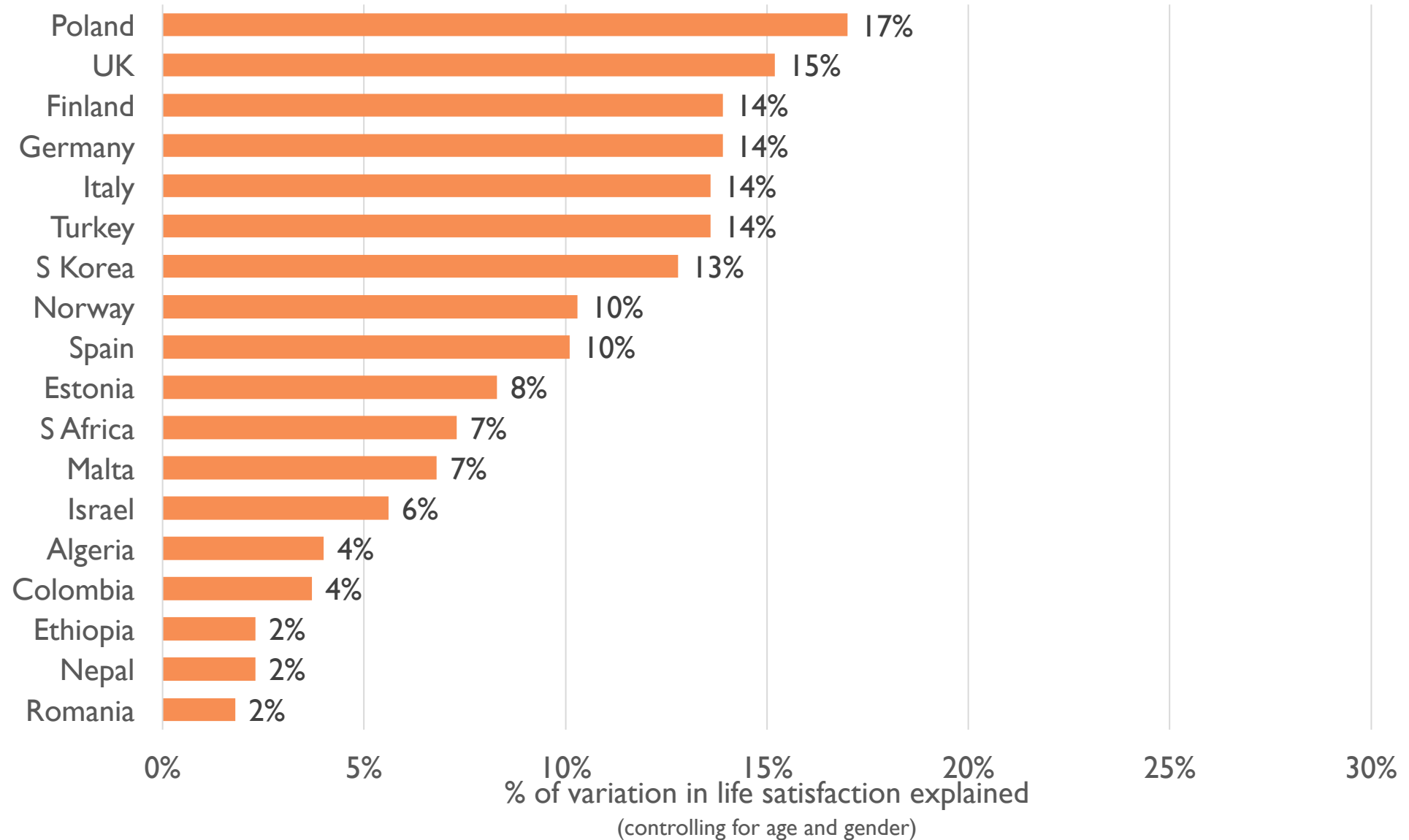
# Being hit by other children at school



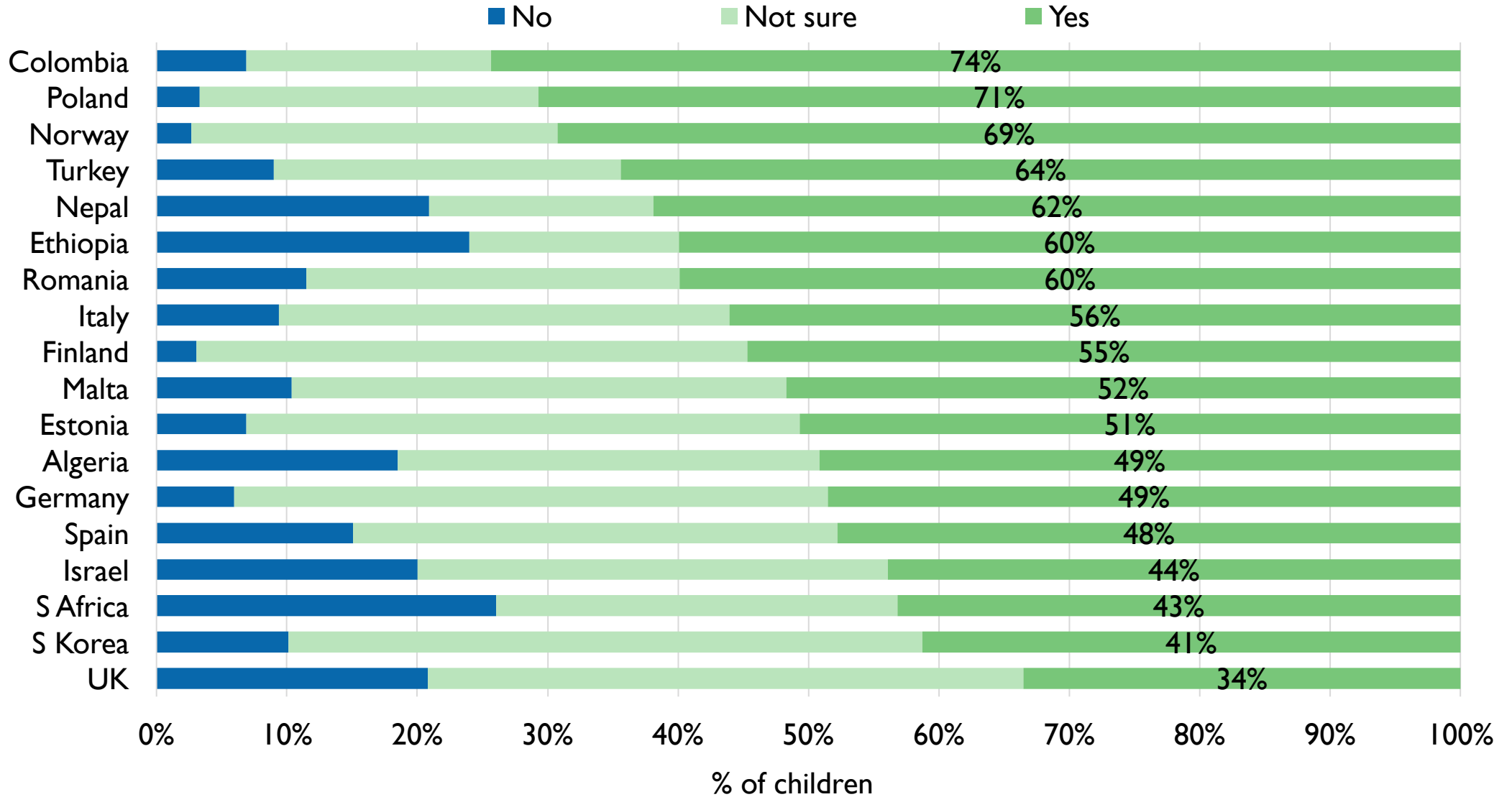
# Being left out by classmates



# Negative peer experiences and life satisfaction



# Knowledge of children's rights



# Further information



## CHILDREN'S WORLDS

Children's Worlds, the International Survey of Children's Well-Being (ISCWeB), is a worldwide research survey on children's subjective well-being. The study aims to collect solid and representative data on children's lives and daily activities, their time use and in particular on their own perceptions and evaluations of their well-being. The purpose is to improve children's well-being by creating awareness among children, their parents and their communities, but also among opinion leaders, decision makers, professionals and the general public.

## NEWS

**available**

**National reports on the findings from 15 countries are published**

**The data set of the first wave of data collection is now freely available for researchers**

## REGISTRATION

Name

Phone

Email

Accept [website terms](#)

Project website: [www.isciweb.org](http://www.isciweb.org)

E-mail: [gwyther.rees@york.ac.uk](mailto:gwyther.rees@york.ac.uk)